



THE COUNTY OF WHARTON

DONNA THORNTON
 COUNTY TREASURER
 POST OFFICE BOX 606
 WHARTON, TEXAS 77488

309 E. Milam, Suite 200
 (979) 532-2971
 (979) 532-2647
 Fax: (979) 532-3786

WHARTON COUNTY, TEXAS
 CASH AND INVESTMENT RECONCILIATION SUMMARY
 June-17

Depository: Prosperity Bank	Bank Account Cash Balance	General Ledger Financial Balance	Variance Over (Under)
Ending Bank Statement Balances by Account:			
Main	\$ 4,526,832.45		
Jury	3,299.63		
Main NI	35,018.57		
Electronic Deposit	2,333.56		
General Savings	6,537,586.18		
Road & Bridge Savings	3,337,424.13		
Drainage Savings	1,853,034.87		
Total Ending Bank Statement Balances	\$ 16,295,529.39		
Deposits in Transit:			
Main	69,390.63		
Jury			
Main NI			
Electronic Deposit			
General Savings			
Road & Bridge Savings			
Drainage Savings			
Total Deposits in Transit	\$ 69,390.63		
Outstanding Checks:			
Main	(500,491.28)		
Jury	(242.00)		
Main NI			
Electronic Deposit			
General Savings			
Road & Bridge Savings			
Drainage Savings			
Total Outstanding Checks	\$ (500,733.28)		
Outstanding +/- Adjustments:			
Main	(311,070.09)		
Jury			
Main NI			
Electronic Deposit	(2,124.00)		
General Savings			
Road & Bridge Savings			
Drainage Savings			
Total Outstanding +/- Adjustments	\$ (313,194.09)		
Ending Balance by Account:			
Main	3,784,661.71	\$ 3,819,608.68	\$ 165,053.03
Jury	3,057.63	3,016.05	41.58
Main NI	35,018.57	35,018.57	0.00
Electronic Deposit	209.56	237.42	(27.86)
TOTAL BANK ACCOUNTS	\$ 3,822,947.47	\$ 3,657,880.72	\$ 165,066.75
General Savings	\$ 6,537,586.18	\$ 6,533,011.43	\$ 4,574.75
Road & Bridge Savings	3,337,424.13	3,336,158.24	1,265.89
Drainage Savings	1,853,034.87	1,851,864.77	1,170.10
TOTAL SAVINGS	\$ 11,728,045.18	\$ 11,721,034.44	\$ 7,010.74
GRAND TOTAL, ALL DEMAND ACCOUNTS	\$ 15,550,992.65	\$ 15,378,915.16	\$ 172,077.49

APR 650%
 APR 650%
 APR 650%

Donna Thornton
 Donna Thornton CPA CIO, County Treasurer

Date: 7/11/2017

Wharton County Treasurer

Cash Ledger Report June 2017

Fund Nos	Fund Name	Beginning Balance	Debits	Credits	Cash Ledger Balance
10	General	\$ (273,476.89)	\$ 2,785,979.35	\$ (2,581,938.20)	\$ (69,435.74)
20	Road & Bridge	1,927,391.77	(690,683.74)	(963,567.61)	273,140.42
30	Drainage (FMLR)	29,833.78	365,459.99	(405,904.31)	(10,610.54)
33	Child Abuse Prevention	764.84	0.42	-	765.26
34	County Clerk Technology	5,316.47	107.98	-	5,424.45
34	District Clerk Technology	631.81	5.49	-	637.30
36	District Clerk Record Preservation	52,474.52	1,204.23	(806.81)	52,871.94
36	Archival Records	39,204.46	40.54	-	39,245.00
37	Family Protection	18,200.86	145.10	-	18,345.96
38	Gaurdianship	31,797.95	237.64	-	32,035.59
39	Justice Court Case Management	31,655.72	1,933.37	(1,710.82)	31,878.27
40	Elections Equipment	54,347.82	1,642.69	-	55,990.51
41	Constable 2 Forfeiture-Local	8,498.25	4.69	-	8,502.94
41	Constable 3 Forfeiture-Local	443.27	0.24	-	443.51
42	Sheriff Forfeiture-Treasury	10,626.75	355.37	(10,976.25)	5.87
42	Sheriff Forfeiture-Local	16,450.53	43,436.43	(1,000.00)	58,886.96
42	Sheriff Forfeiture-Justice	31,200.69	17.22	(26,925.75)	4,292.16
43	District Attorney Forfeiture-Treasury	186,348.78	(1,933.46)	-	184,415.32
43	District Attorney Forfeiture-Local	268,173.81	11,431.23	(9,990.83)	269,614.21
43	District Attorney Forfeiture-Justice	64,381.86	35.54	-	64,417.40
44	Seizure	95,398.55	51.83	(2,913.79)	92,536.59
45	Justice Court Security	31,027.97	399.80	(67.50)	31,360.27
46	Courthouse Security	104,360.68	2,253.64	(1,451.71)	105,162.61
47	Records Management	7,897.64	1,168.57	(178.00)	8,888.21
48	Records Preservation 404	300,706.42	(5,523.66)	(7,083.68)	288,099.08
48	Archival Records 403	147,929.92	18,646.95	(13,001.19)	153,575.68
49	Justice Court Technology	20,105.61	1,585.64	(408.83)	21,282.42
50	Law Library	35,528.31	1,249.40	(2,119.26)	34,658.45
51	Juvenile Probation	116,826.08	37,817.81	(44,021.16)	110,622.53
57	Historical Commission	3,629.26	2.00	-	3,631.26
60	DA Pretrial Intervention	2,284.25	1.26	-	2,285.51
63	Debt Service	-	-	-	-
65	Capital Projects County	-	-	-	-
66	Capital Rplsmnt Fund	141,262.68	1,438,209.59	(35,956.59)	1,543,515.68
76	Home Grant Construction	42,687.14	23.57	-	42,710.71
86	Employee Disability	61,547.78	427.99	-	61,975.77
88	Theft by Check	28,614.19	15.65	(506.13)	28,123.71
89	Courthouse Vending	139.82	0.08	-	139.90
90	District Clerk Special	23,967.64	13.23	(13.23)	23,967.64
91	Historical Museum	50,112.74	27.66	-	50,140.40
92	State Fee	51,388.31	52,184.99	(48.97)	103,524.33
93	Wharton/Matagorda CPS	70,617.41	34.01	(13,057.25)	57,594.17
94	Ad Valorem Tax Holding	-	-	-	-
Subtotal Main Interest Bearing		\$ 3,840,299.45	\$ 4,068,010.13	\$ (4,123,647.87)	\$ 3,784,661.71
10	JP#1 Bond	\$ 410.00	\$ -	\$ -	\$ 410.00
10	JP#2 Bond	1000.00	-	-	1,000.00
10	JP#3 Bond	0.00	-	-	0.00
10	JP#4 Bond	0.00	-	-	0.00
35	State Lateral Road	33,608.57	-	-	33,608.57
80	TJPS S GRANT	-	-	-	-
79	Texas Capital Fund	-	7,916.33	(7,916.33)	-
79	Texas Capital Fund	-	-	-	-
Subtotal Main Non Interest		\$ 35,018.57	\$ 7,916.33	\$ (7,916.33)	\$ 35,018.57
10	Jury	\$ 16.05	\$ 41.58	\$ -	\$ 57.63
	Jury	3,000.00	8,340.00	(8,340.00)	3,000.00
10	Electronic Direct Deposit	-	11,741.68	(11,741.68)	-
48	County Clerk Archival	207.42	5,764.04	(5,761.90)	209.56
Subtotal Individual Accounts		\$ 3,223.47	\$ 25,887.30	\$ (25,843.58)	\$ 3,267.19
Total Checking Accounts		\$ 3,878,541.49	\$ 4,101,813.76	\$ (4,157,407.78)	\$ 3,822,947.47
10	General Investment	\$ 8,633,011.43	\$ 4,574.75	\$ (2,100,000.00)	\$ 6,537,586.18
20	Road & Bridge Investment	2,336,158.24	1,001,265.89	-	3,337,424.13
30	Drainage Investment (FMLR)	2,201,864.77	1,170.10	(350,000.00)	1,853,034.87
Total Savings Accounts		\$ 13,171,034.44	\$ 1,007,010.74	\$ (2,450,000.00)	\$ 11,728,045.18
Grand Total Cash/Investments		\$ 17,049,575.93	\$ 5,108,824.50	\$ (6,607,407.78)	\$ 15,550,992.65

Donna Thornton
 Donna Thornton, County Treasurer
 In compliance with Texas Local Government Code 114.026

Date 7/11/2017
 SUBJECT TO AUDIT AND REALLOCATION OF INTEREST

Pledge Security Listing
June 30, 2017

ID	CUSIP	Description	Safeguarding Location	Safeguarding Receipt	Coupon	Maturity Date	Call Date	Moody	S&P	Fitch	FASB115	Face Amount	Current Par	Current Book Value	Market Value	Gain(Loss)
WHARTON COUNTY																
1939	3128M1RT8	FHLMC G12398	FHLB	x	6.00	09/01/2021		AAA	AA+	AAA	HTM	4,000,000	94,645.12	94,645.17	101,146.53	6,501.36
1948	3128Q77K4	FHLMC 1G3598	FHLB	x	4.05	06/01/2037		AAA	AA+	AAA	HTM	4,800,000	590,734.61	590,356.22	595,946.92	5,590.70
1951	3128NGGH2	FHLMC 1H1400	FHLB	x	3.19	05/01/2037		AAA	AA+	AAA	HTM	4,000,000	106,248.00	106,248.04	107,452.41	1,204.38
2040	3140ZQJ58	FNMA 735093	FHLB	x	5.00	12/01/2019		AAA	AA+	AAA	HTM	5,940,000	114,629.94	114,629.97	118,628.52	3,998.55
2055	3140JC3H2	FNMA 745200	FHLB	x	4.50	04/01/2020		AAA	AA+	AAA	HTM	2,945,000	65,663.19	65,663.21	67,421.13	1,757.92
2175	3128M83L9	FHLMC G13303	FHLB	x	4.50	09/01/2022		AAA	AA+	AAA	HTM	1,602,468	50,623.95	50,593.44	52,209.63	1,616.20
2412	3128M8T36	FHLMC G13053	FHLB	x	4.50	04/01/2023		AAA	AA+	AAA	HTM	17,600,000	643,501.76	644,381.18	678,145.03	33,763.85
2435	31416RT08	FNMA AA7750	FHLB	x	4.00	06/01/2024		AAA	AA+	AAA	HTM	12,991,800	781,905.32	783,481.75	818,942.62	35,660.87
2465	31416WZ23	FNMA AB1595	FHLB	x	3.00	10/01/2025		AAA	AA+	AAA	HTM	11,667,748	2,740,622.28	2,751,623.85	2,809,225.45	57,601.60
2493	31417ADJ5	FNMA AB3704	FHLB	x	3.00	10/01/2021		AAA	AA+	AAA	HTM	10,242,983	1,634,453.34	1,643,741.42	1,665,099.17	21,337.75
2518	31417ARH4	FNMA AB4087	FHLB	x	3.00	12/01/2026		AAA	AA+	AAA	HTM	5,295,730	1,654,882.03	1,666,048.11	1,705,624.85	39,578.74
3546	31410LJN1	FNMA 890501	FHLB		2.00	11/01/2027		AAA	AA+	AAA	HTM	6,750,000	3,697,484.49	3,739,146.92	3,638,417.18	(100,229.74)
3552	31417EHZ7	FNMA AB7447	FHLB		2.00	12/01/2027		AAA	AA+	AAA	HTM	2,000,000	1,136,847.54	1,149,636.67	1,118,686.40	(30,950.27)
3607	3138EKLX1	FNMA AL3041	FHLB		2.00	02/01/2028		AAA	AA+	AAA	HTM	5,660,000	3,195,293.29	3,225,566.22	3,144,248.48	(81,317.74)
3608	3128M0NB5	FHLMC G14686	FHLB		2.00	03/01/2028		AAA	AA+	AAA	HTM	8,847,978	5,153,400.29	5,181,173.58	5,074,682.10	(106,491.46)
3615	31307BFM7	FHLMC J22872	FHLB		2.00	03/01/2028		AAA	AA+	AAA	HTM	3,000,000	1,716,840.12	1,724,329.43	1,690,615.39	(33,724.05)
3999	3128MHR72	FHLMC G18497	FHLB		3.00	01/01/2029		AAA	AA+	AAA	HTM	5,000,000	2,756,867.45	2,792,733.21	2,842,466.16	49,734.94
4214	3138EPD27	FNMA AL6420	FHLB		2.00	01/01/2030		AAA	AA+	AAA	HTM	5,500,000	3,883,960.36	3,927,774.50	3,820,700.35	(107,074.15)
Total for WHARTON COUNTY												117,447,707	30,018,603.08	30,251,782.88	30,048,640.32	(202,122.57)

Cash Management

Quick Balance Report

Prosperity Bank

Date: 06/30/2017

Report Created: 06/30/2017 03:36:57 PM CDT

	Total Accounts	Total Ledger Balance	Total Available Balance
	26	19,503,958.45	19,344,518.43
Account #	Account Type	Ledger Balance	Available Balance
MAIN INTEREST: *8091	Checking	3,316,209.58	4,495,052.48
CO CLERK ESCROW: *8331	Checking	399,483.77	399,483.77
SHERIFF ESCROW: *8411	Checking	2,674.00	2,674.00
DISTRICT CLERK FEE: *2871	Checking	12,783.21	12,783.21
JUV PROBATION REST: *3091	Checking	1,836.60	1,836.60
TAX COL AUTO: *3681	Checking	987,560.29	1,027,297.71
TAX COL STATE/COUNTY: *3761	Checking	186,221.65	253,536.46
DIST ATTRNY TRUST: *6511	Checking	3,036.17	3,036.17
DA TASK FORCE: *4911	Checking	46.76	46.76
DIST CLERK REGISTRY: *6291	Checking	927,790.06	927,790.06
TCIRP APPORTION: *6501	Checking	709.72	709.72
JP #4 RESITUTION: *6021	Checking	2,179.93	2,329.93
JURY: *7191	Checking	5,678.05	3,298.05
FMLR DRAINAGE SAV: *0301	Checking	2,201,864.77	1,851,864.77
ELECTRONIC DEPOSIT: *3161	Checking	3,777.42	2,331.42
WC INMATES TRUST II: *4561	Checking	19,496.19	20,032.62
MAIN NON INTEREST: *4641	Checking	35,018.57	35,018.57
ROAD & BRIDGE SAV: *0451	Checking	2,336,158.24	3,336,158.24
GENERAL SAV: *0531	Checking	8,633,011.43	6,533,011.43
TAX COLECTR VIT: *9310	Checking	168,072.06	168,072.06
INMATE COMMISSARY: *3301	Checking	175,698.56	183,664.62
DISTRICT JUDGE CHILD SUPPORT: *1375	Checking	15,799.31	15,649.61
WC/MC CPS BOARD: *6768	Checking	12,129.14	12,117.20
TAX COLLECTOR SPECIAL STATE & COUNTY: *7102	Checking	0.00	0.00
CO CLERK UNKN HEIRS: *5362	Checking	55,904.73	55,904.73
W/M CPS BOARD: *1871	Checking	818.24	818.24

ORDER APPROVING TREASURER'S MONTHLY REPORT

On the 24th day of July, 2017 the Commissioners Court of Wharton County met in regular session. Upon motion by Commissioner Kings, and seconded by Commissioner Laha, the Commissioners Court approved and entered this order.


In compliance with Texas Local Government Code §114.026, the Commissioners Court have compared and examined the Treasurer's report for the term of June, 2017 and have determined that the report is correct. The court hereby approves the report and directs the clerk to enter the order in the minutes of the Court.

This order incorporates the Treasurer's report for the term herein above stated (a copy of which report is attached hereto) as though fully expressed herein, said report separately stating the amount received and paid from each fund since the County Treasurer's preceding report and any balance remaining in the Treasurer's custody.

Further, the affidavits are approved and this Court orders that the same be published on the county website.

Approved this 24th day of July, 2017.

By:


Phillip S. Sperrath
County Judge


AFFIDAVIT

} State of Texas


} County of Wharton

The members of Commissioners Court of Wharton County state as follows:

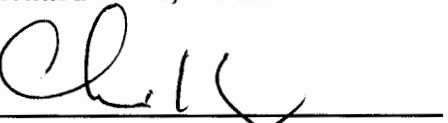
The requirement of Subsection (c) of Texas Local Government Code, §114.026 have been met for the term of June, 2017. The amount of cash and other assets in the custody of the County Treasurer at the time of examination are:
Cash (includes cash on hand, money market accounts and short term investments), \$15,550,992.65.


Philip S. Spentrath, County Judge


Steven Goetsch, Comm. PCT 3


Richard Zahn, Comm. PCT 1


Doug Mathews, Comm. PCT 4


D.C. "Chris" King, Comm. PCT 2

Attest: 
Sandra K. Sanders, County Clerk

